















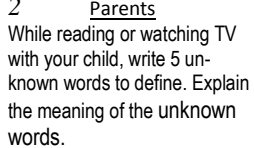





















June 2011

Sun	Mon	Tue	Wed	Thu	Fri	Sat
			1 Join the summer reading club at your county or city library.	2 Plan menus for a week of meals. Write the week's grocery list.	3 Have a family read-off. Make a chart keeping track of how many pages or books each one reads.	4 Write a summary of a book you've read using the format of a rap song.
5 Use a cookbook to help an adult make something for your family. 	6 	7 Form a book club with friends. Read a book and discuss it. Set a date for your next book club in July.	8 Plant flower and/or vegetable seeds. Make a graph to chart the growth.	9 While on vacation, send a postcard or letter to a friend. 	10 Have a treasure hunt with friends. Leave picture or word clues to follow to find the treasure.	11 Read <i>Diary of a Wimpy Kid</i> . Then, start a diary or journal. 
12 Write an autobiography (a story about yourself) telling about the most important people in your life, exciting events, and favorite things. Illustrate it.	13 Describe a favorite stuffed animal. Use as many describing words as possible.	14 Flag Day 	15 Create an alphabet book for a sibling or friend. Read it to them. 	16 Using a paper bag, make a puppet. Decorate it with markers, yarn, buttons, etc.	17 Have fun with poetry. Read some selections from Shel Silverstein or Jack Prelutsky.	18 Make a Father's Day card for your dad, grandfather or someone special and give it to him.
19 Father's Day 	20 First Day of Summer Draw a picture of your favorite summer place.	21 Take a walk. Write or draw the things you see that show summer is here.	22 How many words can you find using the letters in the word "watermelon." 	23 Cut out words you know from a magazine or newspaper article.	24 Draw a picture of a bear. Write a story about it. 	25 Research a place you are visiting this summer. Make a list of the things you would like to do when you get there.
26 Read the comics in the newspaper. 	27 Using a shoebox, create a scene of a forest, ocean or your favorite book.	28 Retell your favorite nursery rhyme to a brother or sister.	29 Make words out of Alpha Bits cereal.	30 Make a list of things you will need to spend the night in your backyard or for a camping trip. 		

July 2011

Sun	Mon	Tue	Wed	Thu	Fri	Sat
					 1 Make a summer scrapbook and write about your adventures.	 2 <u>Parents</u> While reading or watching TV with your child, write 5 unknown words to define. Explain the meaning of the unknown words.
 3	4 Fourth of July 	5 Write or draw what you did to celebrate the 4th of July. Why are you proud to live in the United States?	6 Write a review of your favorite movie, TV show or video game.	7 Trade books with a friend. 	8 Create a scavenger hunt for a family member or friend.	9 Look in the pantry. Say the name of 5 items and tell the beginning sounds of each item.
10 Find words in a catalog, magazine or newspaper and circle all the vowels.	11 <u>Parents</u> When your child is reading, have him/her stop and predict what will happen next.	12 Research the life cycle of a butterfly. Make a poster or craft. 	13 <u>Parents</u> Ask your child to count to 10 by finding numbers around the house. ("1" on a clock, "2" on a remote control, etc.)	14 On a windy day, fly a kite. 	15 <u>Parents</u> Take your child to the library and check an almanac for facts from the year you were your child's age.	16 Check out books at the library.
17 Write a script for a puppet show. Perform the show for friends and family members.	18 Take a nature walk and find something that begins with each letter of the alphabet.	19 Remember to meet with your book club to discuss another book. 	20 How many different places can you find to read? (inside and outside) Make a chart to keep track as you try reading in each new place.	21 Write ABC's or word families (-at, -op, -ick, -ight, etc.) with sidewalk Chalk. 	22 Design a card for someone telling why you think they are special. Give the card to your special person.	23 Read the directions from a pancake box and help make breakfast. 
24 <u>Parents</u> Cut up a comic strip and ask your child to put it back together.	25 Find the state/city/town where you live on a map. 	26 <u>Parents</u> You and your child each choose 10 words from a book. Divide the words into syllables and see who has the most syllables.	27 Create a colorful brochure for a dream vacation. Choose exciting words to describe your mystery location.	28 See how many rhyming words you can come up with for a given word.	29 Line up the cans in your pantry in ABC order. 	30 Make a list of activities to do on vacation.
31 Start a dialog journal with a friend. Write back and forth using the journal.		Write a recipe for something you know how to make in the kitchen. Have a grown-up help you follow your recipe.	Write captions for the photos you took on your family vacation.			

August 2011

Sun	Mon	Tue	Wed	Thu	Fri	Sat
	<p>1 List all the ice cream flavors you can think of. Put them in ABC order.</p>	<p>2 Write a review of a book you've read.</p>	<p>3 Collect jokes from friends and family and make your own joke book.</p>	<p>4 Read a book under the sheets with a flashlight.</p> 	<p>5 Write a news article about your summer.</p>	<p>6 Call a friend and tell them about a book you read this week.</p>
<p>7</p> 	<p>8 Summer days are the longest days of the year, so brainstorm a list of the longest words you know.</p>	<p>9 Create a family time capsule. Write your family name on the lid of a box. Collect items to put in the box and write notes/letters about the items. Put the box in a secure location.</p>	<p>10 Make a timeline that shows how you spent your summer.</p>	<p>11 Go on a scavenger hunt in your kitchen. Find descriptive words on food items from A - Z..</p>	<p>12</p> 	<p>13 Make a list of zoo animals. Sort them by different categories, such as tall, small, color, likes water, etc.</p>
<p>14 Read to your pet or stuffed animal.</p> 	<p>15 Make a scrapbook about a book you've read from the perspective of one of the characters.</p>	<p>16 Make a list of all the school supplies you think you need. Compare it to the list received from your school.</p>	<p>17 Back to School</p> 	<p>18</p>	<p>19</p>	<p>20</p>
<p>21</p>	<p>22</p>	<p>23</p>	<p>24</p>	<p>25</p>	<p>26</p>	<p>27</p>
<p>28</p>	<p>29</p>	<p>30</p>	<p>31</p>			